



APPLYING:

Beginning the Next Phase



Opportunities to Explore Post-Secondary Programs

SHS Visits:

- Tues, Sept 27 – MRU
 - Thurs, Sept 29 - UBC
 - Wed, Oct 12 – Medicine Hat College
 - Wed, Oct 19 – U of Sask
- *Many, many more...pay attention to Weekly Announcements, morning announcements for updates*

Opportunities To Explore Post-Secondary Programs:

- Open Houses
 - *Check websites for dates (U of C - Oct. 22; U of A - Oct. 15; SAIT - Oct 28 & 29)*
- Student-for-a-Day
 - *Ask Mrs. Wathen in the Learning Commons to help you book*
- Campus Visits
 - *Ask Mrs. Wathen in the Learning Commons to help you book*
- Preview/Discovery Days
 - *Check websites for dates and registration information*

Opening Dates for Application

- October 1: Ambrose, Concordia, Grande Prairie, Keyano, Kings, Lakeland, Lethbridge College, MacEwan, MRU, NAIT, NorQuest, Northern Lakes, Red Deer, St. Mary's, U of A/Augustana, U of C
- Sept. 1: U of L
- Oct. 5: SAIT & Olds
- Oct. 3: Medicine Hat College
- Various others


More Opportunities to Explore Post-Secondary Institutions

- Get Planning for Success – Thursday, December 1.
 - 6:30 – 8pm
 - *Strathmore High School Gymnasium.*

Applying Tips

- Apply soon(before Dec. 15)...and wait! You won't hear final decisions from most of these schools until April-June.
- Check your email – they will get back to you with instructions for further action soon after you submit your application. We recommend perhaps creating a new email address that you use only for the application process at this time. Clearing out all of your other “junk” will ensure no important communications get missed,
- Your email from a post-sec will usually include how to sign up for their specific accounts. You will need to do this. This is how you will determine what other documents or information needs to be submitted, key dates, and your acceptance.
- You will need a secure place to record and organize all of the usernames and passwords you will be required to create throughout this process. **DO THIS FROM THE BEGINNING!!**
- Application time is usually Oct.1-March31 with a few exceptions for schools and specific programs at schools i.e. Nursing.

Apply Alberta



The screenshot shows the homepage of the Apply Alberta website. At the top left is the logo for 'applyalberta' with the tagline 'Alberta Post-Secondary Application System'. To the right is a search bar labeled 'Search ApplyAlberta'. Below the logo is a navigation menu with links for 'About ApplyAlberta', 'Need More Information?', and 'Help'. The main content area features a large image of a student with glasses looking at a laptop and a smartphone. Overlaid on the left side of this image is the text: 'Apply to one or more Alberta post-secondary institutions using ApplyAlberta'. Below this text are three prominent buttons: a green button labeled 'Apply Now!', an orange button labeled 'Login to Resume Application', and a blue button labeled 'Need More Information?'. At the bottom left, there is a paragraph of text describing the system. At the bottom right, there is a 'System Availability' section with a sub-heading 'ApplyAlberta Outages' and the text 'No planned maintenance at this time.'.

applyalberta
Alberta Post-Secondary Application System

Search ApplyAlberta

[Home](#) [About ApplyAlberta](#) [Need More Information?](#) [Help](#)

Apply to one or more Alberta post-secondary institutions using ApplyAlberta

[Apply Now!](#) [Login to Resume Application](#) [Need More Information?](#)

ApplyAlberta is an online application and transcript transfer system that anyone can use to apply to undergraduate programs at one or more of Alberta's post-secondary institutions

System Availability
ApplyAlberta Outages
No planned maintenance at this time.

Apply Alberta



Search ApplyAlberta



About ApplyAlberta

Need More Information?

Help

APPLYALBERTA » ABOUT APPLYALBERTA

Before You Start

The ApplyAlberta system will allow you to create a profile with your personal information and academic history. This information is filled in automatically on your application(s) to Alberta post-secondary institutions.

You will need the following:

1. A **MyAlberta Digital ID**. You will be prompted to create a MyAlberta Digital ID if you do not already have one. If you have previously used ApplyAlberta, you will need to transfer your former SIAMS account to your MyAlberta Digital ID - the system will walk you through the account transfer process.
2. Your **Alberta Student Number (ASN)**. If you have applied to or attended a school or post-secondary institution in Alberta, you will already have an ASN. To find your ASN, you can use the [ASN Lookup](#) service. If you do not have an ASN, the ApplyAlberta system will assign one to you.
3. Names of **all high schools and post-secondary institutions you have attended or are currently attending**.
4. **High school courses and marks** (for currently enrolled Canadian students only).
5. A **credit card will be necessary** to pay any application fees charged by the institution(s).

Ready to apply? Click the "Apply Now" button to begin.

APPLY NOW

System Availability

ApplyAlberta Outages

No planned maintenance at this time.

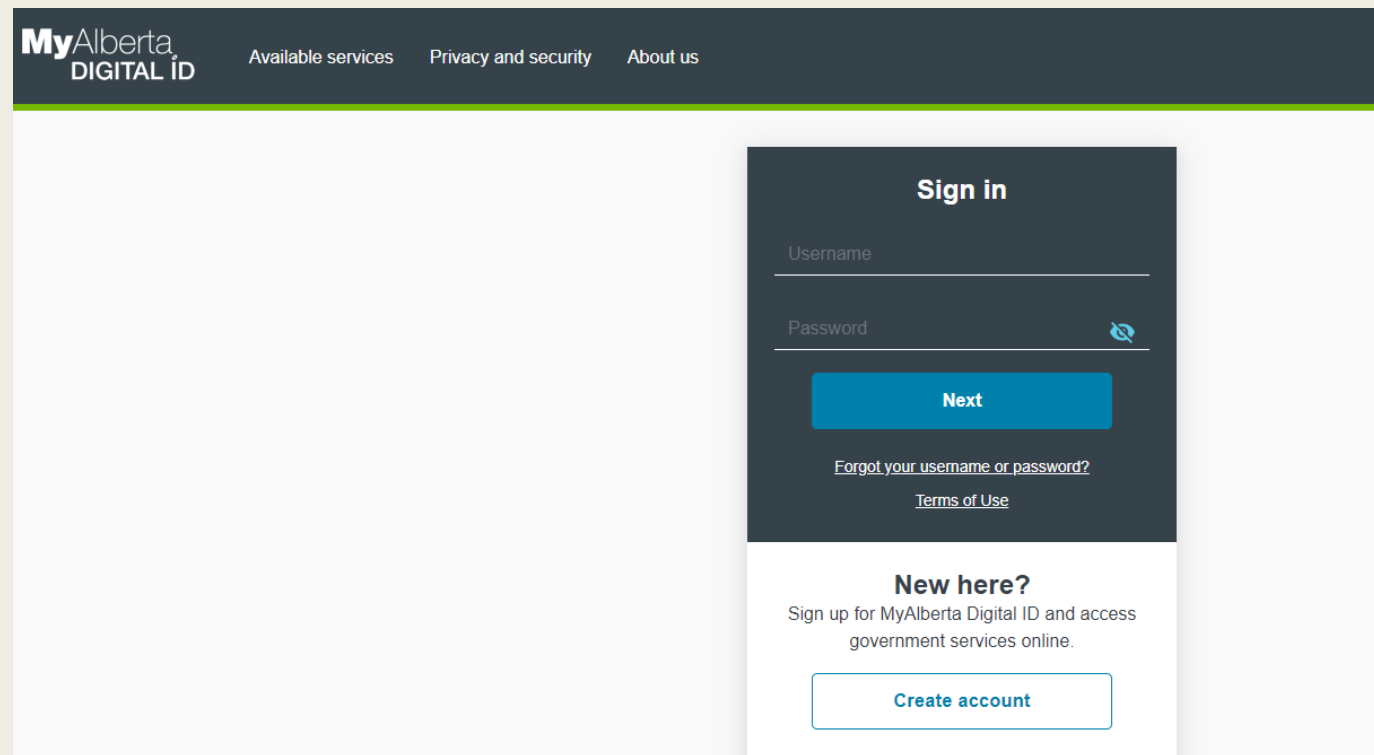
Institution Outages

No planned maintenance at this time.

[View more details](#)



MyAlberta Digital ID




The screenshot shows the MyAlberta Digital ID interface. At the top, there is a dark navigation bar with the logo on the left and three links: 'Available services', 'Privacy and security', and 'About us'. The main content area is white and features a dark grey sign-in box on the right. The sign-in box has a title 'Sign in', a 'Username' input field, a 'Password' input field with a toggle icon, a blue 'Next' button, and links for 'Forgot your username or password?' and 'Terms of Use'. Below the sign-in box is a white box with the heading 'New here?', a short description, and a 'Create account' button.

MyAlberta
DIGITAL ID

[Available services](#) [Privacy and security](#) [About us](#)

Sign in

Username

Password 

Next

[Forgot your username or password?](#)

[Terms of Use](#)

New here?

Sign up for MyAlberta Digital ID and access government services online.

Create account

Application Tips

- Enter only grade 11 and 12 courses that you may be using to meet admission requirements: Eng 20-1/30-1, Math 20-1/30-1/20-2/30-2, Bio 20/30, Chem 20/30, Phys 20/30, Option 20/30, etc. They don't care what you got in CALM or Foods 10!
- If you drop a course at some point this year that you have applied with, you must contact the schools you have applied to and ensure it will not impact your admission.
- We encourage you to apply to at least 3 schools.
- Make sure you know the name of the program. (Ultrasound Technician = Diagnostic Medical Sonography)
- Most schools will allow you 2 program choices for your application fee. Apply to the more competitive program as your #1 choice and apply to a less competitive program as your #2 choice. Make sure you include marks for all courses required for admission to BOTH programs in your application. Always apply to 2 programs if they allow you.
- If you are unsure which school/program you want to pursue, apply to all and make your decisions in the spring – you don't need to decide for sure right now.

ASN

- Alberta Student Number
- 9-digit number on your Detailed Academic Report
- Not your SHS ID!
- You will need this for your applications within Alberta.
- If you don't know it, we can get it for you. You can also look it up on the myPass website.
- It is VERY easy to create a new one. **DO NOT EVER CREATE A NEW ONE!!** It will NOT be linked to your marks and your applications will all have to be sorted out which will take hours of your time (and ours)!

Trades Information: Tradesecrets.alberta.ca

The screenshot shows the homepage of Tradesecrets.alberta.ca. At the top left is the Alberta logo with 'Advanced Education' and 'Home >' below it. To the right is the site title 'Apprenticeship and Industry Training' and a search bar. A navigation menu includes 'HOME', 'LEARN ON THE JOB', 'EXPERIENCED WORKERS', 'FINANCIAL ASSISTANCE', 'TRADES & OCCUPATIONS', 'ABOUT US', and 'CONTACT US'. A large banner features a group of apprentices and the text 'Federal Apprenticeship Grants' with a sub-headline 'See if you qualify for a \$1,000 grant during your training'. Below the banner is a 'Notice' section. The main content area is divided into three columns: 'Learn On the Job', 'Experienced Workers', and 'Trades & Occupations'. A right-hand sidebar contains 'MyTradesecrets', 'Technical Training Information', and 'Exam Preparation Centre'. Each section includes descriptive text, images, and lists of links.

Alberta Advanced Education | Apprenticeship and Industry Training

Home >

HOME | LEARN ON THE JOB | EXPERIENCED WORKERS | FINANCIAL ASSISTANCE | TRADES & OCCUPATIONS | ABOUT US | CONTACT US

>> Federal Apprenticeship Grants

See if you qualify for a \$1,000 grant during your training

Notice Looking for apprenticeship technical training schedules and information on registering? View [Technical Training Information](#).

Skilled. Respected. Valued.

Alberta's Apprenticeship and Industry Training system is developed with industry, for industry – resulting in a highly skilled, educated and competitive workforce.

Apprentices learn on the job, ensuring that they receive practical, hands-on-training that meets the needs of current and future employers.

[Click here to find out why you can never go wrong with a trade certificate! There are 50+ trades and occupations in Alberta to choose from.](#)

MyTradesecrets
Apply or view your program information online.
[Access Online Services](#)

Learn On the Job



- What's an apprenticeship?
- Who is eligible?
- Occupational training

Interested in learning an Alberta trade or occupation? Find out how to

Experienced Workers



- Qualification Certificates
- Occupational Certificates
- Interprovincial Red Seal

Find out if your training and experience meet Alberta Industry

Trades & Occupations



- Trades and Occupations List
- What's a trade?
- What's an occupation?

Find out more about Alberta's designated trades and occupations...

Technical Training Information

Access Class Schedules and Registration Info

[Technical Training Info](#)

Exam Preparation Centre

Get exam counselling sheets for your upcoming apprenticeship, interprovincial or qualification exam

[Exam Prep](#)

Admission Requirements

Alberta, NWT, and Nunavut

View the [Canadian High School Admission Requirements](#).

One academic English Language Arts course:

- English Language Arts 30-1

Three approved courses chosen from:

- Aboriginal Studies 30
- Art 30 or Art 31
- Biology 30
- Chemistry 30
- Choral Music 30, General Music 30, or Instrumental Music 30
- Dance 35
- Drama 30
- Mathematics 30-1 or Mathematics 30-2
- Mathematics 31
- Physics 30
- Science 30
- Social Studies 30-1
- Five credits in Advanced-level CTS Computer Science (CSE)
- One or more distinct languages at the 30, 20-6Y, 20-9Y, or 20-12Y level*

One additional course that has not already been used:

- May be from the list above
- Must be at the 30 level
- Must be worth at least five credits (multiple courses worth a total of five or more credits can be used)
- Cannot be a Special Project

Notes:

While either Mathematics 30-1 or Mathematics 30-2 may be used as an academic course for admission, Mathematics 30-1 is required as a prerequisite for courses in certain programs. See [Step 2: Meet Additional Admission Requirements](#).

Admission Requirements

- [U of C Admission Requirements Chart](#)

Admission Requirements

- [SAIT individual program requirements](#)

Admission Requirements

- [Olds College Brewmaster](#)

Early vs. Regular Admission

- Early Admission from Post-Secondary schools is typically only offered to those with averages over 90%.
- If you are not in this category, you should still apply early.
- Your application for early admission will automatically transfer to regular admission.
YOU DO NOT HAVE TO DO MORE THAN ONE APPLICATION!
- Most offers are NOT final until your final grades are received in late July/early August.

Accepting Your Offer

- Once you are offered admission, most schools will ask you to pay a fee to keep the offer.
- These are usually non-refundable if you decide to go to a different school. If you go to the same school in a different program, it will transfer.
- Your commitment fee will go towards your tuition.
- The commitment fee is usually \$300-\$500.

Residence

- You should apply for residence soon after you apply for admission.
- Most schools will guarantee residence if you apply before a certain date. Make sure you know what this date is.
- Carefully check out the options. If you are an only child, it might be tough for you to share a dorm-style room with another student. If you come from a family of 6, it might be lonely if you are not sharing. There are usually many factors and options.
- If you are not sure about living in residence, apply anyway and save your spot. You can drop it later, but later on, you may not be able to get in if you haven't applied.